

## Simple Guide to Navigate the FYP Management System

Website: <https://fypms.ece.ust.hk/2021/>

# ECE Final Year Project Management System 2021-2022

(For ECE Department Only)

Please login to FYPMS 2021-2022 with ITSC username and password

Username:  (enter "ustuser" if your ITSC account is "ustuser@connect.ust.hk" or "ustuser@ust.hk")

Password:

Login

Login with your ITSC account and password.

### 1. To Form Group (1 – 3 students per group)

\*\*Student who wish to perform an individual FYP/FYT project can skip this procedure.

After you login, click on “Group”

\*\*When you decide to form a group with other classmates, all members of the team need to present to input their ITSC account and password into the system.

\*\* Under the recent situation, the students would need to hold a Zoom meeting when forming a group. There is remote control feature allows you to take control of another participant's screen in a meeting. You can either request remote control of another participant's screen or the other participant can give control to you.

Please click the following link to know more how to use the “Request or Give Remote Control” feature in Zoom. <https://support.zoom.us/hc/en-us/articles/201362673-Request-or-Give-Remote-Control>



Member	Email account(@connect.ust.hk)	Password
1	stu13	
2	stu14	*****
3		

Submit

Please hold a Zoom meeting with all group members together and input all account name (withour domain name) and password at the same time, using the remote control feature.

**!!Please don't share your password to your groupmates!!**

The system does not allow you to add new member after a group is formed. To add a new member, you have to delete your group first and form a new group again under “Group” menu.










Click “submit” and you will see the result page:

PROJECTS	GROUP	STATUS	SEARCH	LOGOUT...
Member	Email account(@ece.ust.hk)	Status		
1	stu14 [ECE]	OK		
2	stu13 [ECE]	OK		
3				

Result: Group creation is successful !!

## 2. View Available Project(s)

You can go to “Projects” and select “List” to view a list of projects.

PROJECTS	GROUP	STATUS	SEARCH	LOGOUT...	Student: stu14 ECE FYP 2019-2020	
<b>LIST</b>						
<b>APPLY/REMOVE</b>						
Project Code	Category	Project Title	Project Image	Type	No. of Students	Available/Closed
<a href="#">eeekhpang</a> (Kenny Pang)	KP01	Embedded Systems and Software <a href="#">arduino toy</a>		FYP	3	Available
<a href="#">eeekhpang</a> (Kenny Pang) <a href="#">sup1</a> (Supervisor 1) <a href="#">sup2</a> (Supervisor 2)	KP03	Operating Systems <a href="#">next 1 computer</a>		FYP	2-3	Available
<a href="#">eeekhpang</a> (Kenny Pang) <a href="#">sup4</a> (Supervisor 4) <a href="#">sup5</a> (Supervisor 5)	KP04	Software Technology <a href="#">integrated cosog.proj</a>		FYP	1-3	Available
<a href="#">eeekhpang</a> (Kenny Pang) <a href="#">sup5</a> (Supervisor 5) <a href="#">sup3</a> (Supervisor 3)	KP02	Mobile Applications <a href="#">electric car XX</a>		FYP	1-2	Available
<a href="#">sup1</a> (Supervisor 1) <a href="#">eelyobas</a> (YOBAS Levent) <a href="#">eeshsong</a> (SONG Shenghui)	AW01	Artificial Intelligence <a href="#">terminator II</a>		FYP	1-3	Available
<a href="#">sup1</a> (Supervisor 1) <a href="#">sup2</a> (Supervisor 2)	S101	Artificial Intelligence <a href="#">smart home #2</a>		FYP	2-3	Available
<a href="#">sup1</a> (Supervisor 1) <a href="#">sup3</a> (Supervisor 3)	S102	Mobile Gaming <a href="#">Pilib controlled car new XX.yy</a>		FYP	1-3	Available
<a href="#">sup2</a> (Supervisor 2) <a href="#">sup3</a> (Supervisor 3)	S201	Embedded Systems and Software <a href="#">mini car</a>		FYT	1	Available
<a href="#">sup4</a> (Supervisor 4) <a href="#">eeshsong</a> (SONG Shenghui)	S401	Human Language and Software <a href="#">alien</a>		FYP	1-3	Available

Committed/Closed Project(s):  
**No committed/closed project(s) to list.**

Here you can click on the project title to learn more about the project. Before you bid for a project, it's suggested that you should discuss with your groupmates and project supervisor about the choice of projects.

### 3. Apply for a Project

The system will open for project selection in mid-April. To apply for a project, students should select “Projects” and click “Apply/Remove”

PROJECTS    GROUP    STATUS    SEARCH    LOGOUT...    student: stu14  
ECE FYP 2019-2020

You may apply for final year project on this page.  
This waiting queue list all projects you are interested in.  
\*\* You are not committed to any project yet until a supervisor do so. \*\*  
You may wish to contact the supervisor directly and ask him/her to commit his/her project to you.

**When you bid for a project, you are making a commitment to undertake the project. This is the case regardless of the priority that you assign to it. The priority only matters if the supervisor decides to contact you before committing. However, some supervisors might not do that.**

Selected project by group 121 (stu14[ECE],stu13[ECE]) \_\_\_\_\_  
No selected project

Please select group project with priority 1 \_\_\_\_\_

Select	Project Code	Faculty	Title	No. of Student(s)
<input type="radio"/>	KP03	eekhpang,sup1,sup2	<a href="#">next 1 computer</a>	2 to 3
<input checked="" type="radio"/>	AW01	sup1,eelyobas,eeshsong	<a href="#">terminator II</a>	1 to 3
<input type="radio"/>	S101	sup1,sup2	<a href="#">smart home #2</a>	2 to 3
<input type="radio"/>	S102	sup1,sup3	<a href="#">Plllb controlled car new XX yy</a>	1 to 3
<input type="radio"/>	S401	sup4,eeshsong	<a href="#">alien</a>	1 to 3

Select

Select a project of your choice and then click the “Select” button.

To your advantage, you may apply for more than one project and add them according to your will.

**!!Please think carefully before you bid the project. When you bid for a project, you are making commitment to undertake the project.**

**IMPORTANT: The will/choice is just a wish list for supervisors’ reference. All selected project will have a chance to be committed by the supervisor. Once you are committed to a project, you are NOT allowed to withdraw and make change to group structure.!!**

PROJECTS    GROUP    STATUS    SEARCH    LOGOUT...

You may apply for final year project on this page.  
 This waiting queue list all projects you are interested in.  
 \*\* You are not committed to any project yet until a supervisor do so. \*\*  
 You may wish to contact the supervisor directly and ask him/her to commit his/her project to you.

**When you bid for a project, you are making a commitment to undertake the project. This is the case regardless of the priority that you assign to it. The priority only matters if the supervisor decides to contact you before committing. However, some supervisors might not do that.**

**Selected project by stu12[ECE]**

Delete	Project Code	Faculty	Title	Available/Closed	Choice
<input type="radio"/>	S102	sup1,sup3	<a href="#">Pi1ib controlled car new XX yy</a>	Available	1
<input type="radio"/>	S201	sup2,sup3	<a href="#">mini_car</a>	Available	2
<input type="radio"/>	S401	sup4,eeshsong	<a href="#">alien</a>	Available	3

Remove

**Please select individual project with priority 4**

Select	Project Code	Faculty	Title	No. of Student(s)
<input type="radio"/>	AW01	sup1,eelyobas,eeshsong	<a href="#">terminator II</a>	1 to 3

Select

**IMPORTANT: YOU ARE NOT COMMITTED TO A PROJECT UNLESS YOU RECEIVE CONFIRMATION FROM THE SYSTEM.**




#### 4. View Status

You can check your status by clicking “Status”

PROJECTS    GROUP    STATUS    SEARCH    LOGOUT...    student: stu12  
ECE FYP 2019-2020

No application is committed by any supervisor yet.

The following projects are still available on your list:

E-mail (Supervisor)	Project Code	Category	Project Title	Project Image	Type	No. of Students	Available/Closed
<a href="#">sup1</a> (Supervisor 1) <a href="#">sup3</a> (Supervisor 3)	S102	Mobile Gaming	<a href="#">Pi1ib controlled car new XX yy</a>		FYP	1-3	Available
<a href="#">sup2</a> (Supervisor 2) <a href="#">sup3</a> (Supervisor 3)	S201	Embedded Systems and Software	<a href="#">mini_car</a>		FYT	1	Available
<a href="#">sup4</a> (Supervisor 4) <a href="#">eeshsong</a> (SONG Shenghui)	S401	Human Language and Software	<a href="#">alien</a>		FYP	1-3	Available

In this page you can see a list of selected projects. Once faculty have chosen your group, you will also see a confirmation in this page.

\*\* Please note that, once you are committed to a group, you are not allowed to withdraw and make change to group structure. If you need to make any changes, please talk to your supervisor and ask him/her to remove you from the system.