

## FYP Management System

Please pay attention to the following **submission guideline**:

1. Students **submit the report on FYPMS directly** and are not required to seek endorsement from supervisors before submission.
2. Supervisors read and decide to **accept or reject** the report within 1-week time (for monthly report is 5-days time).
3. If the report is **rejected**, students need to **resubmit** the revised version on FYPMS in 1-week.
4. After the resubmission, supervisors read and decide to accept or reject the resubmitted report within 1-week time.

## Report Submission

Login to the FYP Management System <https://fypms.ece.ust.hk/2021/>

### ECE Final Year Project Management System 2021-2022

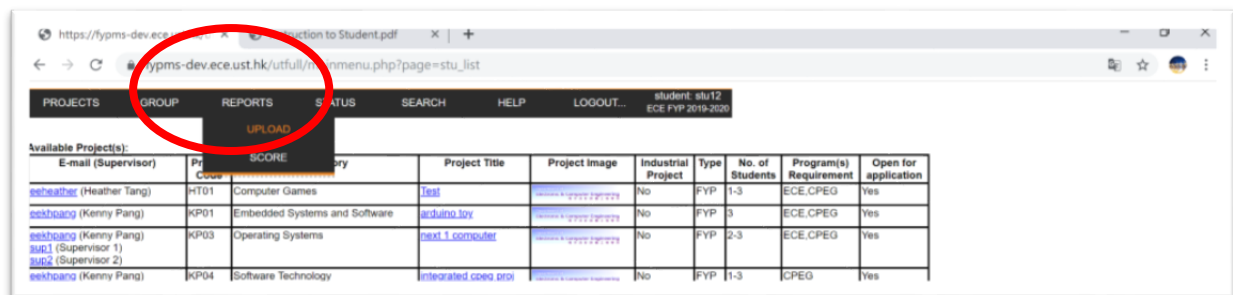
(For ECE Department Only)

Please login to FYPMS 2021-2022 with ITSC username and password

Username:  (enter "ustuser" if your ITSC account is "ustuser@connect.ust.hk" or "ustuser@ust.hk")

Password:

Select "Report" and then click on "Upload"

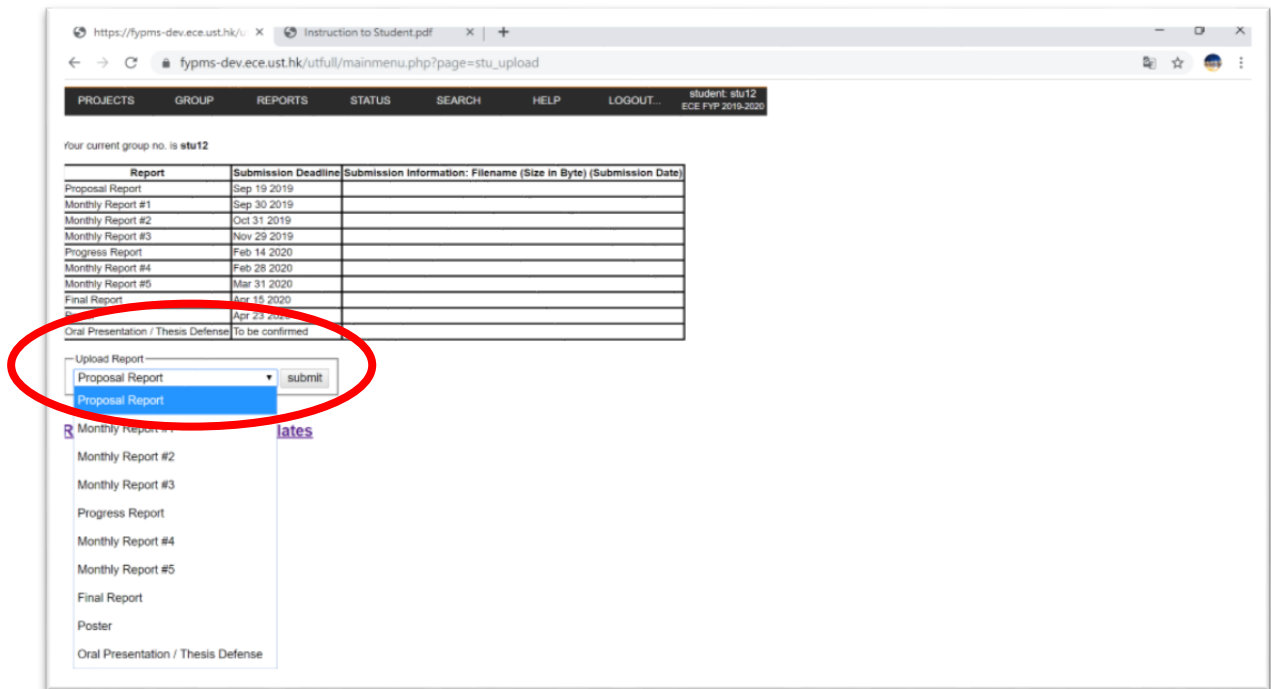


The screenshot shows the FYPMS 2021-2022 interface. The 'REPORTS' menu is highlighted with a red circle, and the 'UPLOAD' button is also highlighted. Below the menu is a table of available projects.

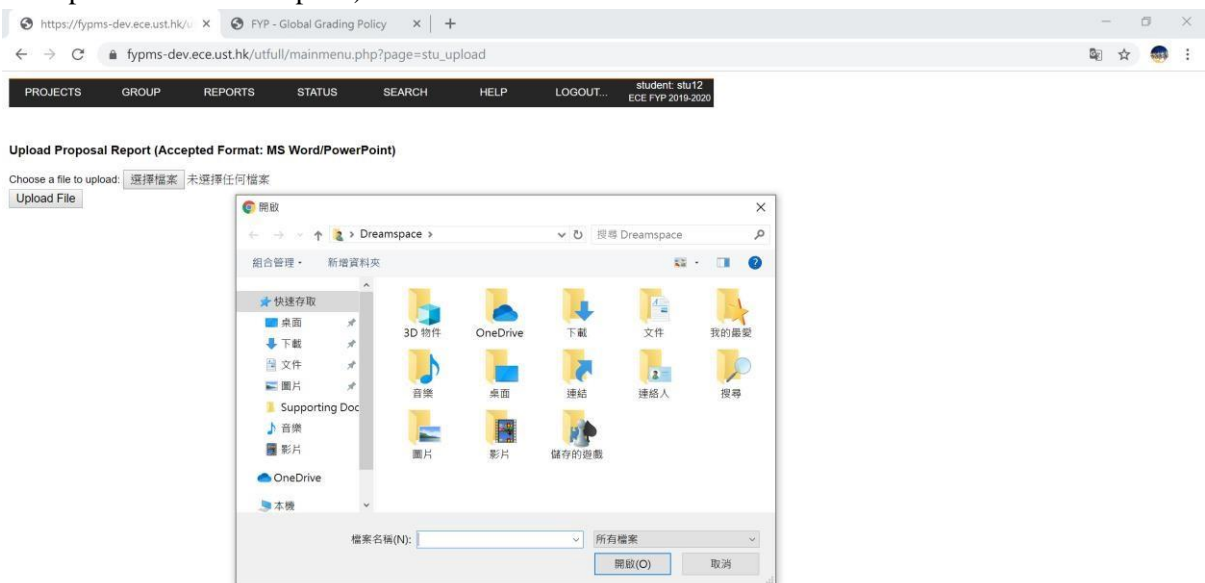
Available Projects:	E-mail (Supervisor)	Project Code	Project Category	Project Title	Project Image	Industrial Project	Type	No. of Students	Program(s) Requirement	Open for application
	<a href="#">eehtang</a> (Heather Tang)	HT01	Computer Games	<a href="#">test</a>	<a href="#">https://www.youtube.com/watch?v=...</a>	No	FYP	1-3	ECE,CPEG	Yes
	<a href="#">eehhoang</a> (Kenny Pang)	KP01	Embedded Systems and Software	<a href="#">arduino_boy</a>	<a href="#">https://www.youtube.com/watch?v=...</a>	No	FYP	3	ECE,CPEG	Yes
	<a href="#">eehhoang</a> (Kenny Pang)	KP03	Operating Systems	<a href="#">next_1_computer</a>	<a href="#">https://www.youtube.com/watch?v=...</a>	No	FYP	2-3	ECE,CPEG	Yes
	<a href="#">sup_1</a> (Supervisor 1)									
	<a href="#">sup_2</a> (Supervisor 2)									
	<a href="#">eehhoang</a> (Kenny Pang)	KP04	Software Technology	<a href="#">integrated_cpeg_0101</a>	<a href="#">https://www.youtube.com/watch?v=...</a>	No	FYP	1-3	CPEG	Yes

Here you can see a list of report items and their due date.

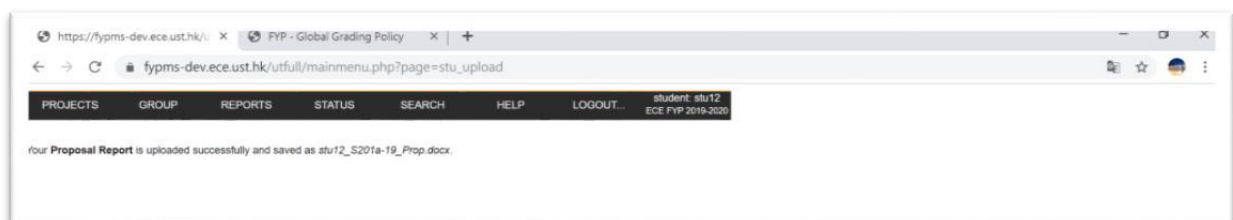
To upload a report, select the drop down menu under the box "Upload Report" and then select the report you want to submit. Click the button "Submit".



Click “Browse” to search for the file you want. (Please note that, only MS word file, PDF file and Powerpoint could be accepted.)



After selecting the file, click “Upload File”



A confirmation page is displayed.

When you go back to the upload page, you can see that the file is now displayed under “Submission Information” with the date and time of submission.

The screenshot shows a web interface with a navigation bar at the top containing links for PROJECTS, GROUP, REPORTS, STATUS, SEARCH, HELP, and LOGOUT... The user's current group number is displayed as stu12. Below this is a table with three columns: Report, Submission Deadline, and Submission Information: Filename (Size in Byte) (Submission Date). The table lists various report types and their respective deadlines. The first row shows a 'Proposal Report' submitted on Sep 11 2019 at 13:31:24 with the filename 'stu12\_S201a-19\_Prop.docx' (11880B). Below the table is a form to upload a report, with a dropdown menu currently set to 'Proposal Report' and a 'submit' button. At the bottom, there is a link for 'Report Guidelines and Templates'.

Report	Submission Deadline	Submission Information: Filename (Size in Byte) (Submission Date)
Proposal Report	Sep 19 2019	<a href="#">stu12_S201a-19_Prop.docx</a> (11880B) (Sep 11 2019, 13:31:24)
Monthly Report #1	Sep 30 2019	
Monthly Report #2	Oct 31 2019	
Monthly Report #3	Nov 29 2019	
Progress Report	Feb 14 2020	
Monthly Report #4	Feb 28 2020	
Monthly Report #5	Mar 31 2020	
Final Report	Apr 15 2020	
Poster	Apr 23 2020	
Oral Presentation / Thesis Defense	To be confirmed	

Upload Report —  
Proposal Report ▼ submit

[Report Guidelines and Templates](#)

- If you would like to submit a revised version, just upload the file again following the same procedure and it will be replaced with the new one.
- Report received after the deadline will still be accepted with grade deduction. Please refer to [FYP website](#) for information.
- All members within the group can upload and submit the report.